

AACP 25th Anniversary International Clinical Symposium

SALT LAKE CITY, UT



The AACCP 25th Anniversary International Clinical Symposium will be held July 22, 23, and 24, 2010, in Salt Lake City, Utah, at the Grand America Hotel. Call 800.437.5288 for hotel registration and reference AACCP for the discounted group rate of \$239/single/double.

Register NOW!
Use the registration form for early bird discounts.



Approved PACE Program
Provider FAGD/MAGD Credit
Approval does not imply acceptance
by a state or provincial board of
dentistry or AGD endorsement.
June 1, 2007 to May 31, 2011

ADA CER-P® | Continuing Education
Recognition Program
AACCP is an ADA CER-P Recognized Provider.
January 1993 to December 2012.

Treatment and Management of TMD, Airway, and Sleep Disordered Breathing Problems

Donald W. Warren, DDS
President

Terry R. Bennett, DMD
Program Chairman

Distinguished Speakers

J. Brian Allman, DDS *Dental Sleep Instrumentation – What Do We Need & How to Use it*

Tammy Balatgek, DDS *Relationship of Sleep Disordered Breathing and Craniofacial Pain*

Michael Gelb, DDS *An Integrative Center Approach to TMJ & Sleep Disorder*

Henry Gremillion, DDS, MAGD *Sleep-Related Bruxism: New Frontiers in Dentistry*

Jack L. Haden, DDS *Etiological Factors Which Cause State of the Art Therapies to Fail or Contribute to Relapse*

Allen J. Moses, DDS *Diagnosis & Treatment of SDB and OSA in Kids*

Peter A. Neff, DDS, ScD, DPH *Management and Treatment of Temporomandibular Disorders*

Jeffrey P. Okeson, DMD *Muscle Pain: A Clinical Approach to the Most Common TMD*

Rand Redfern, DDS *CBCT/MRI Diagnosis and Potential BRONJ of the TMJ*

Prof. Mariano Rocabado, DPT *Synovial Temporomandibular Joint and Occlusal Prevention – The Craniovertebral Centric Relation Concept*

David Shirazi, DDS, MS, LAC *Acupuncture Electrical Modalities to Treat Craniofacial Pain*

Dave Singh, DMD, PhD, DDSC *Epigenetic Orthodontics for TMD and Upper Airway Comorbidity*

Jamison Spencer, DMD, MS *Parafunction or Protective Function: Clenching, Bruxism and the Airway*

Lidia Yavich, DDS *TMJ in Three-Dimensional Orthodontics*



AACP

25th Anniversary International Clinical Symposium

July 22, 23, and 24, 2010

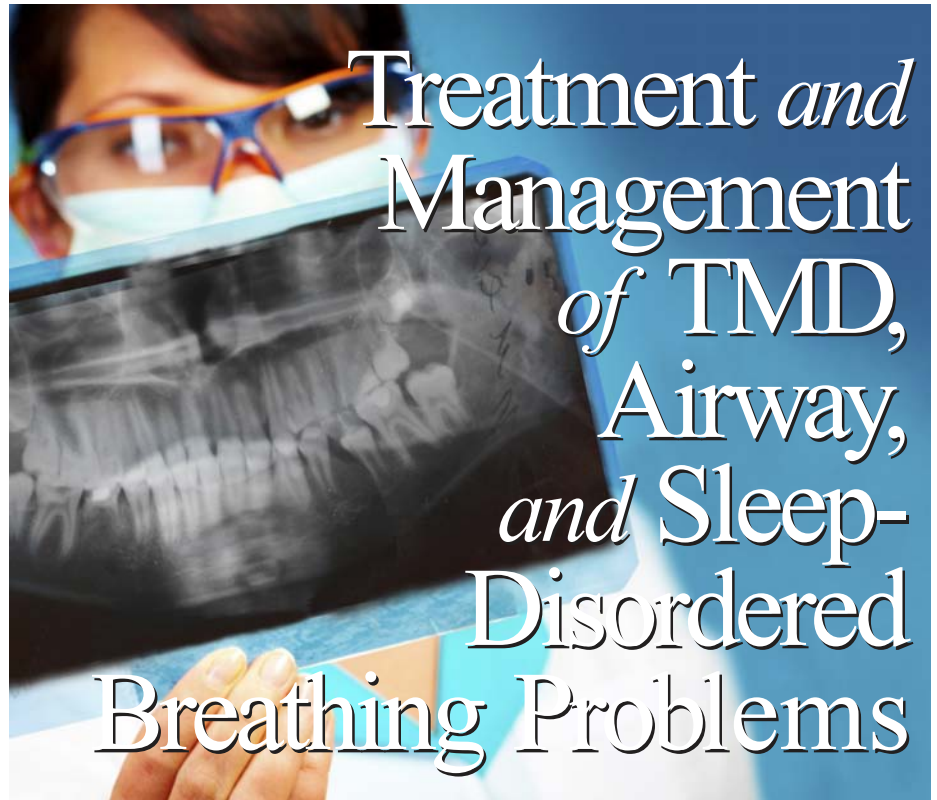
Grand America Hotel • Salt Lake City, Utah

AMERICAN ACADEMY OF CRANIOFACIAL PAIN: CELEBRATING 25 YEARS

Twenty-five years ago, the American Academy of Craniofacial Pain began as the American Academy of Head, Neck, Facial Pain, and TMJ Orthopedics. As the membership grew, the need for credentialing arose and a Fellowship in the AAHNFP & TMJO was offered. With requirements of both clinical experience and education set high, the ranks of Fellowship are filled with some of the most brilliant minds in our Academy. For those who choose to truly excel, the position of Diplomate of the American Board of Craniofacial Pain was established and has come to represent the crème de la crème.

AACP has undertaken many initiatives toward gaining specialty status through the ADA and continues toward this goal. We published Craniofacial Pain: A Handbook for Assessment, Diagnosis and Management, edited by H. Clifton Simmons III, DDS. This is truly a valuable asset and sets the bar high for those who choose to be the best.

As we move into the future, AACP is collaborating with the University of Tennessee College of Dentistry to start a CFP graduate program. We are working to be the leaders in the field of craniofacial pain and sleep and provide a high-quality educational experience for those who want to learn more.



Interactions between the jaw joint, its structures, plus other structures in the head and neck are complex. Multi-disciplinary treatment plans that address clinical correlations and structural incompatibilities and incorporate Phase II finishing techniques as appropriate, are essential to achieve – and sustain – optimal outcomes for the estimated 10.8 million Americans who suffer from TMJ-related pain and dysfunction at any given time.

Photo Credits

Golf — Eric Schramm, Sunset Skyline — Steve Greenwood, Salt Lake Valley — Adam Barkerhi, Salt Lake Art Center, Arches — Douglas Pulsipher; Front Cover, Olympic Village, and Park City Photos — Courtesy of The Salt Lake Convention & Visitors Bureau

J. Brian Allman, DDS (*Reno, NV*), states that “Sleep dentistry should no longer be considered a boutique ‘sub-specialty.’ In my opinion, all dentists should be aware of the signs, symptoms, and sequelae of OSA, and either learn OSA-collaborative management or at least, screen and refer appropriately.” Dr. Allman is the Director of the TMJ Therapy and Sleep Center of Nevada and co-founder of the Sierra Sleep Multi-disciplinary Study Club and newly launched magazine *Dental Sleep Digest*. He is dedicated to dental sleep medicine education, uniquely blending the “medical model” with general dentistry.

Tammy Balatgek, DDS (*Reading, PA*), has devoted her private practice to the treatment of TMD, orofacial pain, sleep-disordered breathing, and Orthodontics. She attained her DDS Degree from the Ohio State University and has continued her education with over 1000 hours devoted to TMD and Sleep Disorders. Dr. Balatgek is currently enrolled in the Tufts University School of Dental Medicine program to earn a master of science degree in craniofacial pain. Her post-doctoral certifications include: Fellow – American Academy of Craniofacial Pain; Diplomate – American Board of Dental Sleep Medicine; and Diplomate – American Academy of Pain Management.

Michael Gelb, DDS (*New York, NY*), completed a two-year graduate program in neuromuscular research in clinical dentistry, receiving a masters from SUNY Buffalo in 1989. After five years, as part of UMDNJ's TMD faculty, Dr. Gelb founded The TMD and Orofacial Pain Program at NYU, where he was program Director until 2001. After limiting his practice to headache, TMJ, and sleep disorders, Michael A. Gelb founded The Integrative Center for Headache, TMJ, and Sleep Disorders, in New York City. It combines physician, dentist, naturopath, physical therapist, chiropractor, cognitive behavioral therapist, acupuncturist, and prosthodontist.

Henry Gremillion, DDS, MAGD (*New Orleans, LA*), is dean and professor in the Department of Orthodontics at the Louisiana State University School of Dentistry. He previously served as the Director of the Parker E. Mahan Facial Pain Center and directed a fellowship in the craniofacial pain program at the University of Florida College of Dentistry. While at UFCO, he was the Parker E. Mahan Endowed Professor in Orofacial Pain. He has authored or co-authored numerous scientific articles, abstracts, and book chapters. He lectures internationally in the field of temporomandibular disorders and orofacial pain.

Jack L. Haden, DDS (*Shawnee Mission, KS*). After serving as chief of prosthetics in the US Army in Berlin, Dr. Haden began a lifelong fascination with dental occlusion and TMD. He started as a founding board member of The Society of Occlusal Studies, teaching more than 250 two-day courses in North America on the subjects of dental occlusion and the diagnosis and treatment of temporomandibular disorders and head and neck pain. Dr. Haden has taught more than 3,500 dentists how to diagnose and treat TMD and head, neck pain. His lecturing has taken him to England, Scotland, South Africa, Canada, Mexico, Singapore, Taiwan, Japan, Europe, Australia, Argentina, Panama and most of the US dental schools numerous times. He has also taught at numerous state,

local, and national meetings, and to dozens of dental study clubs. As a founding board member of The Society of Occlusal Studies and as a founding member of the American Academy of Craniofacial Pain, Dr. Haden has been in the forefront of two major paradigm shifts in dentistry.

Allen J. Moses, DDS (*Chicago, IL*). The dental practice of Dr. Allen J. Moses, DDS, is located in the very tall building in Chicago, Illinois, that used to be called Sears Tower, but is now more correctly referred to as Willis Tower. Dr. Moses is proud to have earned Diplomate certificates from the American Board of Craniofacial Pain and the American Academy of Dental Sleep Medicine. He is an assistant professor at Rush Medical School in the department of sleep disorders. He is a consultant and teacher at Northwestern University Medical School, in the Department of Sleep Disorders. At Rush, “Sleep” is in the Department of Neurology, so he gets a well-rounded perspective. He also consults with Children’s Memorial Hospital in pediatric sleep medicine, which is a different division of Northwestern, and has given grand rounds at the University of Chicago. He is a visiting professor at Catolico Universidad de Salta, in Argentina. Along with Dr. Stephen Sheldon, Allen has co-invented the Pacif-Air, a newly designed infant pacifier that enhances airway patency during sleep, encourages a correct swallow and stimulates optimal facial growth. Dr. Moses is, in fact, so old that the United States Patent and Trademark Office put his invention on a fast track for approval. He is book-review editor of *Cranio* and is on the Editorial Advisory Board of *Sleep Diagnosis and Therapy*. Dr. Moses has published well over 30 articles in both scientific and legal journals. He has taught and delivered scientific papers, both nationally and internationally, in over 10 different countries.

Peter A Neff, DDS, ScD, DPH (*McLean, VA*), an honored marine, graduated from The Georgetown University School of Dentistry in 1963. In 1966 he left a lucrative practice in Florida to accept a post as an instructor in the Department of Fixed Prosthodontics and was elevated to full professor and chairman of Georgetown’s Occlusion Department, which he developed and held until 1990. Dr. Neff has traveled the globe, giving hundreds of lectures and workshops to academic and dental schools and organizations. He has published numerous articles and a book, *TMJ, Occlusion and Function*, which has been translated into five languages and is used by dental students around the world. Dr. Neff is a member of the Hall of Excellence and the following organizations: American Academy of Craniofacial Pain, American College of Prosthodontists, American College of Dentists, International College of Dentists, Academy of General Dentistry, International Society of Occlusal Studies, CRANIO & American Alliance of TMD Organizations (Chairman). Dr. Neff is past president and life member of the AES, AACB, and AAOFP. He is a life member of the ADA, AACOPF, AAFP, and The Society of Occlusal Studies. Today, Dr. Neff practices in Arlington, VA, and Stuart, FL; continues to give lectures and workshops, continues to publish articles in the journals of the AES, Florida Dental Association, and *Current Practice*; and is working on his next publication.

Jeffrey P. Okeson, DMD (*Lexington, KY*), is a professor and Chairman of the Department of Oral Health Science at the University of Kentucky College of Dentistry and director of the college's Orofacial Pain Center, which he established in 1977. He has authored two textbooks on TM disorders and orofacial pain, which have been translated into eleven languages. In addition to those texts, he has published more than 220 articles and chapters. He is a very sought-after lecturer on the subject of TMD and orofacial pain, receiving numerous teaching awards. He has presented more than 1000 invited lectures on the subject of TM and orofacial pain in 49 different states and in 47 foreign countries.

Rand Redfern, DDS (*Colorado Springs, CO*), is a 1974 graduate of the University of Nebraska School of Dentistry. He received additional specialized training in the U.S. Air Force in the treatment of headache and TMJ pain. While serving in the air force, he developed and ran a pain (TMJ) clinic for Petersen Air Force Base and the Air Force Academy from 1977-1980. Other education accomplishments include F.A.C.E. 1982-1984 and a Radiology and Orofacial Pain Fellowship at the University of Texas, H.S.C. San Antonio 1998-1999. His practice is limited to TMD, sleep and clinical maxillofacial radiology.

Prof. Mariano Rocabado, DPT (*Santiago, Chile*), is a doctor of physical therapy and dean of the faculty of rehabilitation sciences at the University of Andres Bello, Santiago, Chile. In the academic field, he is a full professor at the University of Chile, Department of Orthodontics, and full professor at the School of Physical Therapy, University of Andres Bello. He is also a Full Professor at the Orthopaedic Manual Therapy Masters program, and the Masters program in Physiopathology of the Craniocervical, Craniomandibular and Facial Pain program, University of Andres Bello.

David Shirazi, DDS, MS, LAC (*Thousand Oaks, CA*), graduated from Howard University College of Dentistry, in Washington D.C., and soon after earned a masters degree in Oriental medicine from Samra University while practicing full time. He has completed more than 1500 hours of continuing education in TMD and facial pain, craniomandibular orthopedics, and sleep-disordered breathing. He has also completed a hospital mini-residency in Chinese medicine at the China Beijing International Acupuncture Training Center (CBIATC), and another at Kyung Hee University and Medical Center, in Seoul, Korea. After completing the hospital residencies, Dr Shirazi earned a master of arts degree in Psychology, and he is the founder of the Bite, Breathe, and Balance study group. Dr. Shirazi is the director of The TMJ and Sleep Therapy Centre of Conejo Valley, which is limited to the treatment of TMD, craniofacial pain, sleep-breathing disorders, and craniomandibular orthopedics & orthodontics. His practice is part of the TMJ and Sleep Therapy Centre international family, one of ten throughout the world, and is located in the beautiful hills of Thousand Oaks, California.

Dave Singh, DMD, PhD, DDSc (*Portland, OR*), was born, educated, and trained in England. He attained his dental degree in 1983 and a PhD in craniofacial development in 1992. Later, he attained a DDS in orthodontics in 2000. His present affiliations include: Director of Continuing Education, SMILE Foundation, USA; Senior Instructor for the International Association of Orthodontics; and Member of the World Federation of Orthodontists.

Previously, he was a visiting professor in Orthodontics (Malaysia) and an associate professor at the University of Puerto Rico. He has been published extensively in the orthodontic and dental literature and is co-author of a book titled *Epigenetic Orthodontics in Adults*. Dr. Singh has lectured internationally in North America, Europe, Asia, and Australia.

Jamison Spencer, DMD, MS (*Boise, ID*), is a native of Boise, Idaho. He attended dental school at Southern Illinois University School of Dental Medicine in Alton, Illinois. Upon graduation from dental school, he entered a practice in Boise, Idaho, which was limited to the treatment of TMJ disorders. A few years into practice Dr. Spencer started treating sleep-apnea patients as part of a multi-disciplinary approach. Dr. Spencer is a Diplomate of the American Board of Dental Sleep Medicine, a Diplomate of the American Board of Craniofacial Pain, and a Fellow of the American Academy of Craniofacial Pain. He currently serves as the AACFP's President-Elect. Dr. Spencer recently completed a three-year distance-learning MS degree program in craniofacial pain through Tufts University and holds a position as adjunct faculty at Tufts University. Dr. Spencer is also adjunct faculty at Boise State University, in the biology department where he teaches head-and-neck anatomy.

Lidia Yavich, DDS (*Porto Alegre-RS, Brazil*), is a native Argentinean who currently lives in Brazil and graduated in dentistry in Buenos Aires in 1975. After working in her private practice in Jerusalem and on various kibbutzim as a dentist in Israel for three years, she returned to Argentina to complete an orthodontics specialization at the University of Buenos Aires. In 1981, Dr. Yavich moved to the south of Brazil, where she began working exclusively with orthodontics in her own, private clinic in 1989. Between 1994 and 2000, Dr. Yavich divided her time between her work in Brazil and a course in Buenos Aires, where she studied TMJ pathologies under Professor Jorge A. Learreta, then regent of the South American section of the ICCMO. In 2003, she received the title of Specialist in TMJ Dysfunction and Orofacial Pain from the Brazilian Federal Council of Dentistry. Besides several articles published in scientific journals Dr. Yavich is the co-author, with Dr. Learreta, of the books *Compendium for Diagnosis of the TMJ Pathologies*, in Portuguese and Spanish, published in 2004, and *Atlas of Healthy and Pathologic Images of Tempomandibular Joint*, in Portuguese, Spanish, and English, published in 2008. Additionally, she has contributed a chapter on electromyography in the book *Bruxism*, edited by Roberto Nascimento Maciel, in Portuguese, in 2009.

Since 2000, Dr. Yavich has given more than 35 lectures and workshops on TMJ pathologies in Brazil, Argentina, Mexico, Israel, Paraguay and Chile. Apart from her private practice, lecturing and a research project with autoimmune patients in the Rheumatological Department of the Sao Lucas Hospital of the Pontifical Catholic University, Dr. Yavich is a member of the Educational Staff for the American Academy of Craniofacial Pain Mini-Residency program, Latin American Section, and runs mini-residency programs in Brazil, with Dr. Jorge Learreta.

THURSDAY, JULY 22, 2010

7:00 AM – 8:00 AM

8:00 AM – 8:30 AM

8:30 AM – 10:30 AM



Registration & Lite Continental Breakfast (*or AACP New-Member Breakfast, by invitation*)

Opening Ceremonies

Jeffrey P. Okeson, DMD/Muscle Pain: A Clinical Approach to the Most Common TMD

Muscle pain is one of the most common pain complaints of all humans. It is also the most common type of temporomandibular disorders seen in the dental office. Dentists need to understand and appreciate what causes muscle pain and that muscle pain presents as several different disorders. This presentation will describe a clinical model depicting six different muscle-pain disorders. It is important that the clinician be able to identify these disorders since successful management demands it.

Upon conclusion, attendees should be able to understand the factors that lead to muscle pain, understand the relationship between EMG activity and muscle pain, describe treatment strategies for managing muscle-pain disorders, and appreciate the role of an occlusal appliance in managing muscle pain.

10:30 AM – 11:00 AM

Break

11:00 AM – Noon



David Shirazi, DDS, MS, LAC/Acupuncture Electrical Modalities to Treat Craniofacial Pain

This presentation is to serve the craniofacial-pain practitioner as an introduction to the use of electro-medical modalities in the treatment of chronic pain. This includes a brief overview of Chinese medicine, meridians, and acupuncture points to treat craniofacial and cervical pain, as well as the use of electro-medical modalities to treat sympathetic dystrophy. These modalities can be used by the practitioner or by his/her assistants when properly trained.

Upon conclusion, attendees should be able to understand the use of electro-medical modalities in the treatment of chronic pain and gain an understanding of Chinese medicine, meridians, and acupuncture to treat craniofacial and cervical pain.

Noon – 1:30 PM

ABCP Diplomate Luncheon (*by invitation*) or Lunch on Your Own

1:30 PM – 2:30 PM



Lidia Yavich, DDS/TMJ in Three-Dimensional Orthodontics


Many of our patients who are searching for the correction of a malocclusion present with noises in their TMJ, facets, and erosions in their images, and pain in the retrodisical palpation. Some authors mention the significance of temporomandibular joint related to orthodontics. Dr. Jorge Learreta's neurophysiologic school sets the TMJ as the center of the orthodontic diagnosis and planning. The precise and dynamic study of the soft tissues of this joint, disk, ligaments and muscles needs a sharp technology. MRI is the elective technique for joint-pathology study, and it is very important for the specialist in this field to be familiar with this. In these images, we find the description of the teratology factors that provoke the pathologies affecting our patients. The resting mandible position is the result of a neurophysiologic condition, unique for each individual. When we deprogram our patients, the muscles integrate our cephalometrics traces. However, prior to this, differential diagnosis is essential. Infectious, traumatological, autoimmune, and occlusal etiologies need to be considered.

Upon conclusion, attendees should be able to consider the TMJ as the center of the orthodontic diagnosis and planning; the essential differential diagnosis in the TMJ prior to an orthodontic treatment; hard-tissue lesions that can occur in the TMJ as a consequence of trauma; the lack of joint stability as one of the causes of many relapses in our orthodontic treatment; the potential of using rest positions as a diagnostic reference in orthodontics.

2:30 PM – 3:00 PM

Break

3:00 PM – 4:00 PM



Michael Gelb, DDS/An Integrative Center Approach to TMJ & Sleep Disorder

This presentation will explain our Center's philosophy on managing TMD and sleep in a holistic, integrative manner. Examples will be given by symptom, etiology, and solution for the various disciplines. Recent research has identified inflammation as a common etiological factor in aging, heart disease, apnea, stress, and TMD. The role of the autonomic nervous system will also be explained in connection to repositioning, breathing, and oral-appliance therapy. This talk will focus on the connections between disciplines which give the best results to our patients. There will be take-home information for the clinician that can be used Monday morning back in practice. Practical applications of CBCT, EndoPat-2000, home sleep, and pharyngometry will be explored.

Upon conclusion, attendees should be able to understand how practitioners can integrate various disciplines for the welfare of the patient; a model for setting up a multi-disciplinary TMJ and Sleep Center; get nutritional pearls for the practitioner; and understand the role of heart rate variability in diagnosis and treatment.

4:00 PM – 5:00 PM



Jamison Spencer, DMD, MS/Parafunction or Protective Function: Clenching, Bruxism, and the Airway

It is becoming clear that TM disorders and sleep-disordered breathing go hand-in-hand. This lecture will discuss the relationship and connections between dental parafunction and airway issues, describe an approach for evaluation of general dental patients to determine if their parafunction may be related to a sleep disorder, and discuss the relevant research linking dental parafunction and the airway.

Upon conclusion, attendees should be able to recognize the relationship and connections between dental parafunction and airway issues and describe an approach for evaluation of general dental patients to determine parafunction related to sleep disorder.

5:00 PM – 5:30 PM

Panel Discussion

5:30 PM

Adjourn

FRIDAY, JULY 23, 2010

7:00 AM – 8:00 AM

Registration & Lite Continental Breakfast *(or AACP New-Member Breakfast, by invitation)*

8:00 AM – 10:00 AM



Henry Gremillion, DDS, MAGD/Sleep-Related Bruxism: New Frontiers in Dentistry


Today's dental professional must consider many potential contributing and/or perpetuating factors in the evaluation and management of a diverse group of pain/dysfunction conditions expressed in the masticatory system and beyond. It has been suggested that 1 in 7 Americans suffers from a diagnosable sleep/wake disturbance. Disruption of the normal sleep cycle in quantity or quality may play an important role in the symptom complex of our patients. A causal relationship between mechanical stresses, such as those associated with bruxism, and the breakdown of various components of the masticatory system has been suggested by many. As forces enter the masticatory system, they are dissipated through many structures, including the occlusal surfaces, the hard and soft tissue supporting structures, the temporomandibular joint, and musculature. These forces may supercede the adaptive capacity of one or more of these components. Clinical implications of bruxism and rationale for practical management of mechanical stress will be discussed.

Upon conclusion, attendees should be able to understand the implications of sleep architecture on movement disorders during sleep, recognize the destructive effects of sleep disturbance bruxism, develop individualized plans of care for sleep disturbances and nocturnal bruxism, and conceptualize management of mechanical stress in the masticatory system via reversible approaches to care (occlusal orthosis therapy).

10:00 AM – 10:30 AM

Break

10:30 AM – 11:30 AM



Tammy Balatgek, DDS/Relationship of Sleep-Disordered Breathing and Craniofacial Pain

This lecture will explore the literature linking sleep-disordered breathing with temporomandibular joint disorders and discuss known pathophysiology, along with proposed mechanisms. The program will also showcase patients with TMJD symptoms who tested positive for sleep-disordered breathing. When treating the airway with mandibular advancement appliances and placing the mandible in a position of neutrality, the TMD symptoms were eradicated or significantly reduced in several case presentations that will be shown.

Upon conclusion, attendees should be able to recognize that TMD may be related to or caused by OSA, dispense or refer patients for additional objective sleep study testing and diagnosis, provide mandibular advancement appliances or combination therapies as treatment options if indicated, and refer patients for additional treatment options when appropriate.

11:30 AM – 12:30 PM



Allen J. Moses, DDS/Diagnosis & Treatment of SDB and OSA In Kids

A complex interrelationship exists between tongue and lip functions, swallowing, breathing, and facial growth in kids. There are very significant, morbid consequences to sleep-disordered breathing (SDB) and obstructive sleep apnea (OSA) in kids. Diagnosis and treatment of SDB and OSA in kids requires a coordinated multi-disciplinary professional approach between pediatricians, dentists, speech pathologists, surgeons, and sleep specialists. Dentists have a very important role in diagnosis, prevention, and treatment of SDB and OSA.

Upon conclusion, attendees should be able to recognize the physical signs and symptoms of SDB and OSA in kids, understand the imperative for early Dx and Tx of SDB and OSA, comprehend the deleterious health effects of mouth breathing, SDB and OSA on health and facial growth, go home, develop the referral network, and treat SDB and OSA in kids at as early an age as possible, and tell the AACP program chairman that you want more lectures in this new and exciting field.

12:30 PM – 2:00 PM

AACP Annual Membership Business Meeting & Luncheon *(AACP members only)* or Lunch on Your Own *(non-AACP members)*

2:00 PM – 3:00 PM



Peter Neff, DDS, ScD, DPH/Management and Treatment of Temporomandibular Disorders

Dr. Neff will delve into treatment issues arising from disorders of the craniomandibular (CM) articulating system, more commonly referred to as temporomandibular disorders (TMD). He will discuss the need for initial treatment options that are both conservative and reversible and the interrelated nature of many of the symptoms and conditions that prompt careful identification of the primary causes that underlie these problems.

Upon conclusion, attendees should be able to determine treatment options for common conditions and the purpose of various occlusal devices, understand how to fabricate occlusal devices and instruct patients on their use, and understand post treatment management including the use of mesial and occlusal surfaces for the stabilization of the articulating system.

3:00 PM – 3:30 PM

Break

3:30 PM – 5:00 PM



Dave Singh, DMD, PhD, DDS/Epigenetic Orthodontics for TMD and Upper-Airway Comorbidity

Epigenetic orthodontics is based on a concept that uses a person's natural genes to correct and straighten the teeth without the use of force brackets. Malocclusions, however, represent a state of facial underdevelopments that, according to the Spatial Matrix hypothesis, might be correlated to other covert or latent issues, such as TMD and co-morbidities of the upper airway, such as upper-airway resistance syndrome, snoring, and obstructive sleep apnea.

Upon conclusion, attendees should be able to understand the concept of Epigenetic Orthodontics, recognize the co-morbidity triad of malocclusion, TMD and upper airway issues, diagnose facial underdevelopment in children and adults, and realize the therapeutic potential of epigenetic orthodontic protocols.

5:00 PM – 5:30 PM

Break

5:30 PM – 6:30 PM

Haden-Stack & Holt Humanitarian Award Presentations & Graduation Ceremonies

6:30 PM – 9:00 PM

President's Reception and Gala

SATURDAY, JULY 24, 2010

7:00 AM – 8:00 AM

Registration & Lite Continental Breakfast

8:00 AM – 10:30 AM



Mariano Rocabado, DPT/Synovial Temporomandibular Joint and Occlusal Prevention: The Craniovertebral Centric Relation Concept

A radiographic study of the craniocervical relation in patients between 8 and 12 years of age under orthodontic treatment has demonstrated that 65.1% are already symptomatic. The joint and/or muscular pathology is not a problem of age; a degenerative process can be present at any age, without pain, usually undiagnosed.

The major pathological findings are related to abnormal relation between occiput, atlas, and axis, with loss of craniovertebral centric relation. This biomechanical abnormal relation can induce an abnormal pattern of growth and development of the occlusal plane and facial asymmetry.

Upon conclusion, attendees should be able to diagnose through coronal and sagittal dynamic imaging, craniofacial pain with implication in altered mandibular occlusal plane; understand how craniovertebral subluxations can influence occlusal contacts that can lead to progression of synovial TMJ pathology with or without pain; understand how craniovertebral disorders can be a factor of oral rehabilitation relapses; and when it's necessary to start a team approach with Manual Therapist to restore Centricity of craniovertebral joint alignment and TMJ stabilization for long-term stable treatments.

10:30 AM – 11:00 AM

Break

11:00 AM – 12:30 PM



Rand Redfern, DDS/CBCT/MRI Diagnosis and Potential BRONJ of the TMJ

Bisphosphonates are becoming more of a concern for dentists. We must be aware that the entire mandible and maxilla are involved. Reports concerning BRONJ and areas other than the oral cavity are increasing! The TMJ is loaded and very active, thus attracting the medication and effect.

Upon conclusion, attendees should be able to understand bisphosphonates, diagnosis, and potential BRONJ of the TMJ.

12:30 PM – 2:00 PM

Lunch on Your Own

2:00 PM – 3:15 PM



Jack Haden, DDS/Etiological Factors Which Cause State-of-the-Art Therapies to Fail or Contribute to Relapse

The craniofacial/TMD specialist is inundated with mailed brochures advertising courses that promise great success in diagnosis, managing, and treating craniofacial-pain patients. Yet many proven and extremely excellent diagnostic and treatment methods are not being considered by the craniofacial-pain doctor. As a teacher and mentor, I am often asked to evaluate patient(s) who need simple procedures of long-standing, proven efficacy. Many times, either the physical or psychological dimensions of the patient's distress are ignored, though both dimensions must be addressed. This presentation will address specific remedies that may have been overlooked.

Upon conclusion, attendees should be able to: apply a method of making almost every sleep appliance more effective in opening the airway; gain an understanding of the Maxillary Anterior Passive appliance, invented by Dr. Danny Crout; understand how to treat jaw deviation after disk recapture; understand how simple prolo therapy techniques can re-establish full, painless motion to joints and muscles; and understand how kinesiology can be a life savior for you and your patient.

3:15 PM – 3:45 PM

Break

3:45 PM – 5:00 PM



J. Brian Allman, DDS/Dental Sleep Instrumentation – What Do We Need & How to Use it

Successfully managing OSA with oral-appliance therapy (OAT) requires seamless medical-dental multi-disciplinary collaboration. By clearly defining OAT goals, we better understand the role of diagnostic instrumentation in dental sleep medicine. An evidence-based approach to OAT diagnostics will be presented to help direct future credible and effective dental sleep medicine protocol.

Upon conclusion, attendees should be able to define OSA oral-appliance therapy goals, clearly identify outcomes-based DSM instrumentation, and apply appropriate DSM electrodiagnostic protocol.

5:00 PM

Adjourn

FRIDAY, JULY 23, 2010

7:00 AM – 8:00 AM

Registration & Lite Continental Breakfast (or AACP New-Member Breakfast, by invitation)

8:00 AM – 8:30 AM

Opening Ceremonies

8:30 AM – 10:30 AM



Stacy V. Cole, DDS/Anatomy, Neurology, & Pathology

Dr. Stacy Cole will discuss basic principles of anatomy, neurology and pathology that are essential in the assessment, diagnosis and management of craniofacial pain and TMD patients. He is an AACP Fellow who manages a successful private practice in Fort Worth, TX, and is currently serving as a Director of the Academy.

10:30 AM – 11:00 AM

Break

11:00 AM – 11:30 AM

Stacy V. Cole, DDS/Anatomy, Neurology, & Pathology (continued)

11:30 AM – 12:30 PM



Charles R. Holt, DDS/Patient Examination & Principles of Diagnosis

A step-by-step protocol for clinical evaluation to obtain a differential diagnosis will be presented and reviewed in detail by Dr. Charles R. Holt. Dr. Holt is a Diplomate of the American Board of Craniofacial Pain, and a Fellow, Past-President and Founding Member of the AACP. He currently serves as a Director of the Academy.

12:30 PM – 2:00 PM

Lunch on Your Own

2:00 PM – 3:00 PM



Rose Nierman, RDH/Insurance Principles of a TMD Practice

Patients in the TMD/craniofacial pain practice may be entitled to benefits under their medical or their dental insurance plans. Ms. Nierman, who has 20+ years of experience in the clinical setting, will share information to assist doctors and their patients in maximizing reimbursement. She is president of Nierman Practice Management, in Tequesta, FL.

3:00 PM – 3:30 PM

Break

3:30 PM – 4:00 PM

Rose Nierman, RDH/Insurance Principles of a TMD Practice (continued)

4:00 PM – 5:00 PM



Edward P. Spiegel, DDS/Legal Aspects of History Taking

Doctors must be aware of legal issues in the assessment, diagnosis and treatment of TMD patients. Dr. Spiegel will discuss documentation of treatment, including the use of informed consents, in detail. He is a Diplomate of the American Board of Craniofacial Pain, and a Founding Member, Fellow, and Director of the AACP.

5:00 PM – 5:30 PM

Break

5:30 PM – 6:30 PM

Haden-Stack & Holt Humanitarian Award Presentations & Graduation Ceremonies

6:30 PM – 9:00 PM

President's Reception and Gala

WHO SHOULD ATTEND?

An ideal primer, this program is designed for dentists who are new to TMD and craniofacial pain plus doctors seeking information to aid them in making appropriate referrals.

OBJECTIVE

The first part of a two-part program, this course introduces fundamental principles of diagnosis and treatment of TMD and craniofacial pain to novice TMD clinicians. It is also ideal preparation for dentists who wish to enroll in the AACP Institute's Craniofacial Pain Mini-Residency program.

EARN AN AACP CERTIFICATE!

To earn a certificate of course completion from the AACP, doctors must attend Part I and Part II of this program and earn a passing grade on the final exam. Part II will be held on September 24-26, 2010, in the Dallas/Fort Worth area. Registration materials will be sent automatically to doctors who successfully complete Part I of this program.

Part II topic coverage includes:

- Treatment Principles
- Intra-Oral Splints
- Use of Hot & Cold Therapy
- Exercises for the TMD Patient
- Principles of Electromodalities
- Post-Surgical Patient Management
- TMJ Imaging

SATURDAY, JULY 24, 2010

7:00 AM – 8:00 AM

Registration & Lite Continental Breakfast

8:00 AM – 9:30 AM



Jack L. Haden, DDS/Principles of Occlusion

Dr. Jack Haden will review functional and abnormal occlusion. In addition to being a highly sought-after lecturer, Dr. Haden is a Diplomate of the American Board of Craniofacial Pain, a Founding Member, Past-President and, current Director of the AACP.

9:30 AM – 10:00 AM

Break

10:00 AM – Noon



Richard W. Greenan/Radiology

Mr. Greenan will discuss the various types of imaging used in the diagnosis of TMD patients. He is an internationally known authority on radiology, President of Imaging Systems, Inc., and the author of *A Practical Atlas of TMJ and Cephalometric Radiology*.

Noon – 1:30 PM

AACP Annual Business Meeting & Luncheon (*AACP members only*)
or lunch on your own (*non-AACP members*)

1:30 PM – 3:00 PM

Richard W. Greenan/Radiology (continued)

3:00 PM – 3:30 PM

Break

3:30 PM – 5:00 PM



Paul M. Clifford, DDS/Pharmacology

Pharmacology principles for patients with a temporomandibular disorder will be reviewed in detail by Dr. Clifford, a long-time member of the AACP and a respected clinician who manages a successful private practice in Albuquerque, New Mexico, that is exclusively limited to treating craniofacial pain and TMD patients. Dr. Clifford currently serves as Director of the AACP.

5:00 PM

Adjourn

JOIN AACP AND SAVE!

Tuition savings is one of the many benefits of being a member of AACP, the largest professional society in dentistry today that is devoted exclusively to assessment, diagnosis and management of patients who suffer from craniofacial pain and temporomandibular joint disorders (TMD).

To qualify, simply submit a completed AACP membership application (plus processing fee) with your symposium registration.

Request your AACP membership application today by contacting:

*1901 N. Roselle Road, Suite 920
Schaumburg, IL 60195
phone: 800.322.8651
or 847.885.1272
fax: 847.885.8393
e-mail: central@aacfp.org*



FRIDAY, JULY 23, 2010

7:00 AM – 8:00 AM
 8:00 AM – 8:30 AM
 8:30 AM – 10:30 AM
 10:30 AM – 11:00 AM
 11:00 AM – 11:30 AM
 11:30 AM – 12:30 PM
 12:30 PM – 2:00 PM
 2:00 PM – 3:00 PM
 3:00 PM – 3:30 PM
 3:30 PM – 4:00 PM
 4:00 PM – 5:00 PM
 5:00 PM – 5:30 PM
 5:30 PM – 6:30 PM
 6:30 PM – 9:00 PM

Registration & Lite Continental Breakfast
 Opening Ceremonies
Stacy V. Cole, DDS/Anatomy, Neurology & Pathology
 Break
Stacy V. Cole, DDS/Anatomy, Neurology & Pathology (continued)
Charles R. Holt, DDS/Patient Examination & Principles of Diagnosis
 Lunch on Your Own
Rose Nierman, RDH/Insurance Principles of a TMD Practice
 Break
Rose Nierman, RDH/Insurance Principles of a TMD Practice (continued)
Edward P. Spiegel, DDS/Legal Aspects of History Taking
 Break
 Haden-Stack & Holt Humanitarian Award Presentations & Graduation Ceremonies
 President's Reception and Gala

COURSE OBJECTIVE

The first part of a two-part program, the AACP's Certified TMJ Assistant (Part 1) course is designed to establish a foundation for dental assistants who are tasked with meeting the needs of TMD and Craniofacial Pain patients. Attendees will gain clinically relevant knowledge and skills – all of which are essential for success in a TMD and Craniofacial Pain practice.

CTA PART 2

PART 2 of this program will be held in the Dallas/Fort Worth area on September 24-26, 2010. Registration materials for Part 2 will be sent automatically to qualified assistants who successfully complete Part 1.

EARN YOUR CTA CERTIFICATE!

Qualifications for the CTA certificate include:

- 2 years' experience in the medical/dental field
- Mandatory attendance at all classes in Part 1 and Part 2 of this course
- A valid CPR certificate
- A passing grade on the final exam

SATURDAY, JULY 24, 2010

7:00 AM – 8:00 AM
 8:00 AM – 9:30 AM
 9:30 AM – 10:00 AM
 10:00 AM – Noon
 Noon – 1:30 PM
 1:30 PM – 3:00 PM
 3:00 PM – 3:30 PM
 3:30 PM – 5:00 PM
 5:00 PM

Registration & Lite Continental Breakfast
Sharon Carr/Managing the Stress of a TMD Practice
 Break
Richard W. Greenan/Radiology
 Lunch on Your Own
Richard W. Greenan/Radiology (continued)
 Break
Paul M. Clifford, DDS/Pharmacology
 Adjourn



Stacy V. Cole, DDS
Fellow, AACP



Charles R. Holt, DDS
Diplomate, ABCP
Fellow, AACP
Past President, AACP



Rose Nierman, RDH
President,
Nierman Practice Management



Edward P. Spiegel, DDS
Diplomate, ABCP
Fellow, AACP



Sharon Carr
Principal,
TMData Resources



Richard W. Greenan
President,
Imaging Systems, Inc.



Paul M. Clifford, DDS
Fellow, AACP

Author: *A Practical Atlas of TMJ & Cephalometric Radiology*

FRIDAY, JULY 23, 2010

7:00 AM – 8:00 AM
 8:00 AM – 9:00 AM
 9:00 AM – 10:00 AM
 10:00 AM – 10:30 AM
 10:30 AM – 11:30 AM
 11:30 AM – 12:30 PM
 12:30 PM – 2:00 PM
 2:00 PM – 3:00 PM
 3:00 PM – 3:30 PM
 3:30 PM – 5:00 PM
 5:00 PM – 5:30 PM
 5:30 PM – 6:30 PM
 6:30 PM – 9:00 PM

Registration & Lite Continental Breakfast
Tammy Balatgek, DDS/TMJ Disorders: A New Perspective
Michael Gelb, DDS/An Assistant's Role in the Center for Headache, TMJ, and Sleep Disorders
 Break
Dave Singh, DMD, PhD, DDS/Epigenetic Orthodontics
Jamison Spencer, DMD, MS/Parafunction or Protective Function: Clenching, Bruxism and the Airway
 Lunch on Your Own
Mayoor Patel/Understanding the Need for a Multidisciplinary Model in Your TMD Practice
 Break
Prof. Mariano Rocabado, DPT/The Craniovertebral Correction to TMJ
 Break
 Haden-Stack & Holt Humanitarian Award Presentations & Graduation Ceremonies
 President's Reception and Gala

COURSE OBJECTIVE

The Advanced Assistant Program provides assistants who have experience working with TMD and Craniofacial Pain patients with opportunities to delve into selected topics in detail. Emphasis is on providing clinically relevant information to enable the assistant to better serve the needs of patients in their respective practices.

STAFF REGISTRATION SAVINGS

Concurrent programs for staff are a vital part of every AACP symposium. Doctors who wish to bring staff members to Salt Lake City, UT, for our Certified TMJ Assistant program (see opposite page) and/or our Advanced Assistant Program (this page) may do so by paying 100% tuition for their first 6 staff members and 50% tuition for an additional 4 staff members from a single practice. This payment structure starts over again with the 11th assistant from the same practice.

SATURDAY, JULY 24, 2010

7:00 AM – 8:00 AM
 8:00 AM – 9:00 AM
 9:00 AM – 10:00 AM
 10:00 AM – 10:30 AM
 10:30 AM – 11:30 AM
 11:30 AM – 12:30 PM
 12:30 PM – 2:00 PM
 2:00 PM – 3:15 PM
 3:15 PM – 3:45 PM
 3:45 PM – 5:00 PM
 5:30 PM

Registration & Lite Continental Breakfast
Lidia Yavich, DDS/TMJ in Three-Dimensional Orthodontics
Paul Mitsch, DMD/Anatomic Awareness of the TMJoint with 3D Technology
 Break
Edmund Lipskis, DDS, MS/How Airway Evaluation Affects Orthodontic Treatment
Dave Shirazi, DDS, MS, LAC/ETPS/Alpha Stim Modalities to Treat Craniofacial Pain
 Lunch (on your own)
J. Brian Allman, DDS/Dental Sleep Instrumentation – What Do We Need and How to Use It
 Break
Allen Moses, DDS/Sleep Dentistry for Infants and Peds
 Adjourn



Tammy Balatgek, DDS
 Fellow, AACP



Michael Gelb, DDS
 See "Distinguished Speakers," page 2



Dave Singh, DMD, PhD, DDS
 See "Distinguished Speakers," page 3



Jamison Spencer, DMD, MS
 See "Distinguished Speakers," page 3



Edmund Lipskis, DDS, MS
 Diplomate, AACP
 Fellow, AACP



Prof. Mariano Rocabado, DPT
 See "Distinguished Speakers," page 2




Lidia Yavich, DDS
 See "Distinguished Speakers," page 2



Mayoor Patel, DDS
 Fellow, AACP



Paul Mitsch, DMD
 Fellow, AACP



David Shirazi, DDS, MS, LAC
 See "Distinguished Speakers," page 3



J. Brian Allman, DDS
 See "Distinguished Speakers," page 2



Allen Moses, DDS
 Diplomate, ABCP
 Fellow, AACP

THURSDAY, JULY 22, 2010

7:00 AM – 8:30 AM

Registration & Lite Continental Breakfast

8:30 AM – 10:00 AM

Robin Horchover (Dr. Robert Horchover's Office)/Front-Office Info for Dental Sleep Medicine

10:00 AM – 10:30 AM

Round-table Discussion

10:30 AM – 11:00 AM

Break

11:00 AM – 11:45 AM

Tina Blevins (Dr. Robert Talley's Office)/Upcoming Changes in the Law – Computer Management for the 21st Century

11:45 AM – 1:15 PM

Lunch on Your Own

1:15 PM – 2:30 PM

Sue Pierce (Dr. Jamison Spencer's Office)/Front-Office Info for TMJ

2:30 PM – 3:30 PM

Break

3:00 PM – 4:30 PM

Dr. Janet Crain/Human Resource Stress Management

4:30 AM – 5:30 PM

Round-table Discussion

5:30 PM

Adjourn

COURSE DESCRIPTION

Unlocking the mysteries of dealing with insurance companies and Medicare for both TMD and sleep-disordered breathing problems. Many times the office manager is neglected at meetings because there isn't a program specifically for her or him. Come learn the latest in coding, letter writing, assistance in getting insurance information and dealing with the companies themselves. Also be prepared to share your secrets with your fellow office managers during the round-table discussions.



SALT LAKE CITY, UTAH

Since hosting the 2002 Winter Olympic Games, Salt Lake/Park City, Utah, has shined and continues to showcase the city's profile as a destination to visit.

Salt Lake City is located in northern Utah and sits in a large valley between two mountain ranges, the Wasatch on the east side and the Oquirrh to the west. Salt Lake City is the home of the world-wide headquarters of the Church of Jesus Christ of Latter Day Saints – the Mormons! Salt Lake City is a place of unexpected surprises and brims with history, art, culture, entertainment, and recreation – all in a beautiful location at the foot of Utah's Wasatch Mountains.



Park City hosted the world during the 2002 Winter Games. Park City is an attractive resort town in the Wasatch Mountains, 32 miles east of Salt Lake City. Once a center for silver mining, Park City transformed itself in the mid-twentieth century to a skiing mecca. Park City was "discovered" by prospecting U.S. Army soldiers in the late 1800's and was a bustling mining town for many years. Park City Utah is steeped in turn-of-the-century silver-mining history. A walk through "old town" reveals renovated miners' shacks turned into ski town homes.

WAYS TO REGISTER

- **By Mail:** Send completed form with payment (*check/credit card*) to AACP, 1901 N. Roselle Road, Suite 920, Schaumburg, IL 60195.
- **By Fax:** Fax completed form (*credit card payment only*) to AACP at 847.885.8393.
- **By Phone:** Call AACP at 800.322.8651 or 847.885.1272. Please have your VISA or MasterCard handy when calling.

ACCEPTABLE FORMS OF PAYMENT

- **Checks** are acceptable when registration is submitted by mail or completed on-site at the symposium. Checks must be payable to AACP, in US dollars and drawn on a US bank.
- **Credit Cards** may be used for registrations that are mailed, faxed, phoned in, or completed on-site at the symposium. AACP accepts VISA and MasterCard only. AACP reserves the right to charge the correct tuition amount if different from your calculated total.

TUITION SAVINGS AND DISCOUNTS

NOT AN AACP MEMBER? Tuition savings is one of the many benefits of being an AACP member. If you are not an AACP member, and you submit a completed membership application (*plus processing fee*) with your symposium registration, you will receive the AACP member tuition rate. To request your AACP membership application, please call us at 800.322.8651 or 847.885.1272 or send an e-mail to central@aacfp.org.

STAFF DISCOUNTS: Doctors who wish to register their staff to attend the *Certified TMJ Assistant* or *Advanced Assistant* programs may do so by paying 100% tuition for their first 6 staff members and 50% tuition for up to 4 additional staff members from a single practice. This payment structure starts over again with the 11th assistant from the same practice.

CANCELLATION POLICIES

- Tuition refunds (less 10%) must be requested in writing at least 14 days prior to symposium start date.
- The Grand America Hotel requires notification of 48 hours in advance of scheduled arrival to cancel guest room reservations without penalty.

VIDEO RECORDING

DVD recordings of the lectures presented at this symposium will be available for purchase. Order forms will be distributed at the meeting and may be requested from the AACP Central Office. Recordings are for individual educational use only; resale and/or any other uses are prohibited.

HOTEL ACCOMODATIONS

The Grand America Hotel

555 South Main Street, Salt Lake City, UT 84111

Call 800.437.5288 or 801.258.6000

AACP Rate: \$239 (*single/double occupancy plus tax*) **Act quickly!**

Rooms at the AACP rate are available on a first-come, first-served basis until our block is sold out or **Tuesday, July 6, 2010**, whichever happens first!

POSTER PRESENTATIONS & TABLE CLINICS

All registered attendees are encouraged to present a poster or table clinic, which may include research papers and abstracts. *A special invitation is extended to candidates for AACP Fellowship, who may use poster presentations and table clinics to satisfy part of the mandatory requirements for this level.*

To register, contact AACP Central Office, 1901 N. Roselle Road, Suite 920, Schaumburg, IL 60195 (ph: 800.322.8651 or 847.885.1272, fax: 847.885.8393, e-mail: [central@aacfp.org](mailto:centeral@aacfp.org))

Registration Deadline: *Friday, June 25*

AACP FELLOWSHIP EXAM

Written Portion: July 21, 2010 9:00 AM – 1:00 PM

Oral Portion: By appointment

To obtain your application packet, please visit the “Members Only” section of the AACP website or contact the AACP Central Office.

- **Exam Fee:** \$900
- **Registration Deadline:** *Wednesday, June 23* (*includes submission of all required documentation and exam fee*)

EXHIBITS

Educational, informational and commercial exhibits will be available during this Symposium, and representatives will be on hand to answer questions.

- Thursday, July 22 7:00 AM – 5:30 PM
- Friday, July 23 7:00 AM – 8:30 PM
- Saturday, July 24 7:00 AM – 5:00 PM

ADDITIONAL INFORMATION/ASSISTANCE

AACP Central Office

Phone: 800.322.8651 or 847.885.1272

Fax: 847.885.8393

E-mail: [central@aacfp.org](mailto:centeral@aacfp.org)

Address: 1901 North Roselle Road
Suite 920
Schaumburg, IL 60195

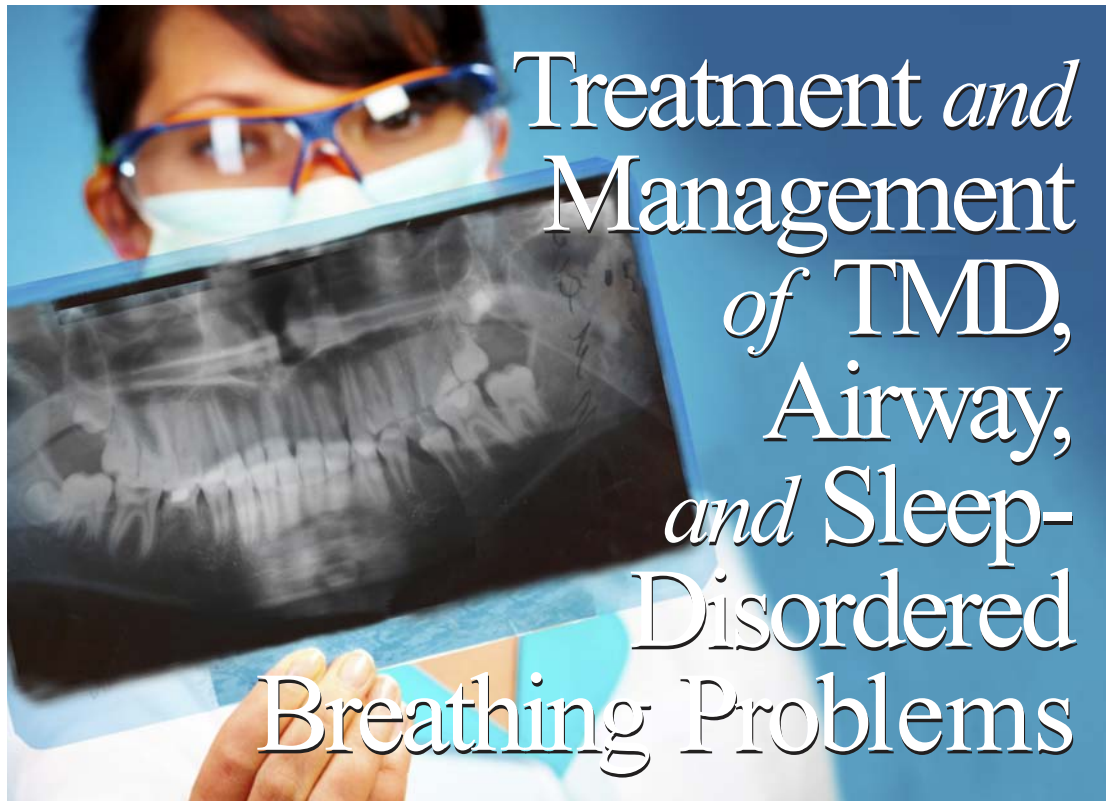


AACCP

25th Anniversary International Clinical Symposium

July 22, 23 and 24, 2010

Grand America Hotel • Salt Lake City, Utah



The AACCP 25th Anniversary International Clinical Symposium

will be held July 22, 23, and 24, 2010, in Salt Lake City, Utah, at the Grand America Hotel.

Call 800.437.5288 for hotel registration and reference AACCP

for the discounted group rate of \$239 single/double.

Register NOW!

Use the registration form for early bird discounts.

REGISTRATION FORM



*Yes, I plan to attend the American Academy of Craniofacial Pain 25th Anniversary International Clinical Symposium on Treatment and Management of TMD, Airway, and Sleep Disordered Breathing Problems on **July 22-24, 2010**, at the Grand America Hotel, Salt Lake City, Utah.*

1. CONTACT INFORMATION - PLEASE PRINT Fax completed registration form to 847.885.8393 or submit by mail to AACCP, 1901 N. Roselle Road, Suite 920, Schaumburg, IL 60195

Name _____

Address _____

City _____ State _____ Zip _____

Office Phone _____ Office Fax _____ Email _____

Will a spouse or guest accompany you to Salt Lake City? Yes No

Spouse/Guest Name _____

Spouse/Guest Phone _____ Spouse/Guest Fax _____

Emergency contact (for use only while you are on-site at this meeting):

Name _____ Phone _____

2. SYMPOSIUM SELECTIONS AND REGISTRATION FEES (attach additional sheets, if necessary)

| | AACP MEMBER | NON-MEMBER | FEES PAID |
|---|--|-------------------|------------------|
| Main Scientific Session (Thursday, July 22nd, Friday, July 23rd, & Saturday, July 24th – 3 Day) | \$850.00* <small>*Add \$100 after May 31, 2010</small> | \$1000.00* | \$ _____ |
| Names: _____ | | | |
| Fundamentals of TMD Diagnosis & Treatment (Friday, July 23rd & Saturday, July 24th – 2 Day) | \$750.00* <small>*Add \$100 to attend the Main Scientific Session</small> | \$900.00* | \$ _____ |
| Names: _____ | | | |
| Certified TMJ Assistant (Friday, July 23rd & Saturday, July 24th – 2 Day) | \$320.00 | \$470.00 | \$ _____ |
| Names: _____ | | | |
| Advanced Assistant (Friday, July 23rd & Saturday, July 24th – 2 Day) | \$320.00 | \$470.00 | \$ _____ |
| Names: _____ | | | |
| Office Manager Program, Insurance and Front Office (Thursday, July 22nd – 1 Day) | \$175.00 | \$250.00 | \$ _____ |
| Names: _____ | | | |
| | | TOTAL: | \$ _____ |

3. METHOD of PAYMENT

Enclosed is my check (in US funds, drawn on a US bank) payable to AACCP in the amount of \$ _____

Please charge my credit card in the amount of \$ _____

Credit Card (select one, please): Visa MasterCard

Card Number: _____ Expiration Date: _____

Cardholder (name as it appears on card): _____ Security Code: _____

Billing Address for this credit card: _____

Cardholder's signature: _____



AACP

25th Anniversary International Clinical Symposium

July 22, 23 and 24, 2010

Grand America Hotel • Salt Lake City, Utah

IMPORTANT DATES

JUNE 23

*AACP Fellowship Exam
Application Deadline*

JUNE 25

*Table Clinic & Poster
Presentation Registration
Deadline*

JULY 6

*"AACFP Rate" at The Grand
America Hotel, Salt Lake City, UT,
expires*

JULY 21

AACP Fellowship Written Exam

JULY 23

AACP New Member Breakfast

*American Board of Craniofacial
Pain Business Meeting &
Luncheon*

Graduation & Awards Ceremonies



Register today!

This year's venue combines the amenities of a major metropolitan area with the friendliness of a small western city. Salt Lake City is an ideal location for our conference. Beautiful, Safe, and Vibrant, Salt Lake City offers unparalleled access to natural recreation, dynamic nightlife, remarkable history, and warm hospitality.

Join us for the fun! Experience the fellowship and camaraderie of colleagues who share your interest in elements of dentistry related to TMD and craniofacial pain.

AMERICAN ACADEMY OF CRANIOFACIAL PAIN
1901 North Roselle Road, Suite 920, Schaumburg, IL 60195

Phone: 800.322.8651 or 847.885.1272

Fax: 847.885.8393

E-mail: central@aacfp.org

AMERICAN ACADEMY OF CRANIOFACIAL PAIN
1901 NORTH ROSELLE ROAD
SUITE 920
SCHAUMBURG, IL 60195

PRESORTED
FIRST CLASS
US POSTAGE
PAID
Schaumburg, IL
Permit No. 166